




# INTEGRATED LESSON TEMPLATE

|                               |   |
|-------------------------------|---|
| <b>Lesson Name:</b>           | Brown Bear Sequencing Activity  |
| <b>Subject/s:</b>             | Literacy/Technology   |
| <b>Grade Level:</b>           | PreK-K  |
| <b>Objective:</b>             | Students will learn to sequence four characters from the story <u>Brown Bear, Brown Bear</u> by Bill Martin using a PowerPoint created template.  |
| <b>Content Standard/s:</b>    | Phonemic Awareness, Word Recognition, and Fluency #9<br>Reading Process #4, 5, 7<br>Reading Applications #1, 2  |
| <b>Technology Standard/s:</b> | National Technology Foundation Standards #1, 3  |
| <b>Materials:</b>             | <u>Brown Bear, Brown Bear</u> by Bill Martin (several copies for listening center)<br>PowerPoint Template   |
| <b>Procedure:</b>             | <p>Day One</p> <ol style="list-style-type: none"> <li>1. Read <u>Brown Bear, Brown Bear</u> to your class.</li> <li>2. Talk about the order the characters came in the book.</li> <li>3. Possibly re-read the book and then record the order the characters</li> <li>4. In the listening center have the student listen to the book again.</li> <li>5. Once most students have a good handle on the order of the characters book move onto the next activity.</li> </ol> <p>Day Two</p> <ol style="list-style-type: none"> <li>1. Re-read the book</li> <li>2. Have the prepared PowerPoint template open and ready to go.</li> <li>3. Students will type their name at the top and then click and drag the four animals into the order they came in the book</li> <li>4. With all students watching you model how they are going to click and drag the animals into the right order.</li> <li>5. Once the student is finished with the activity print it off and send home.</li> </ol> |
| <b>Evaluation:</b>            | <p>Students will be assessed on their ability to sequence the four characters <u>Brown Bear, Brown Bear</u> by Bill Martin</p> <p> Student successfully sequenced the four characters</p> <p> Student could sequence 2 of the 4 characters</p> <p> Student could not sequence any of the characters</p>  |